

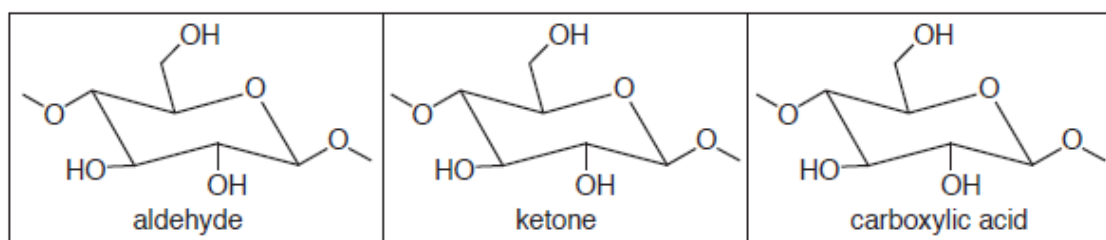
A Level Chemistry B (Salters)
H433/02 Scientific literacy in chemistry

Question Set 5

1 This question is based on the article **Saving paper** from *Education in Chemistry*, March 2013, published by the Royal Society of Chemistry which comes as an insert with this paper.

(a) The article says that hydroxyl groups in cellulose can be oxidised to aldehydes, ketones and carboxylic acids. The structures below each show part of a cellulose chain.

On each chain, **circle** the hydroxyl group(s) that can be oxidised to give the named group.



[3]

(b) (i)* Lignin contains chromophores that absorb in the uv, whereas the decomposition products look yellow.

Explain what affects the frequency of radiation absorbed and why the decomposition products look yellow.

[6]

(ii) Calculate the energy (in kJ mol^{-1}) that corresponds to a wavelength of 350 nm absorbed by lignin.
(1 nm = 10^{-9}m)

energy = kJ mol⁻¹ [3]

(c) (i) What is acting as the acid in the equation shown below?



[1]

(ii) Draw a diagram to illustrate the shape of the $[\text{Al}(\text{OH})(\text{H}_2\text{O})_5]^{2+}$ ion, naming the shape.

name of shape [2]

(d) The article gives two equations for the 'Fenton mechanism'.

Give the overall equation represented by the two equations.

Explain why the two equations alone do not show that Fe^{2+} is acting as a catalyst.

Overall equation:

Explanation:

.....
.....
.....

[2]

(e) The article describes several methods of neutralising the acidity in paper. One of these is 'washing in a bath of mild alkali'.

Describe **two other** methods given in the article. Write equations where appropriate.

[3]

Total Marks for Question Set 5: 20

Resource Materials

Question Set No: 5

Saving paper

Adapted from an article of the same name in Education in Chemistry, March 2013, www.rsc.org/eic.

History is written on paper and we face an ever-growing urgency to preserve paper-based artefacts before they are lost forever. Chemistry is at the heart of paper conservation and *Michael Seery* finds out more.

In the digital age of the 21st century, our reliance on paper is rapidly declining. Smartphone or tablet screens and electronic paper displays like those of Amazon's Kindle are becoming the norm for everything from cinema tickets to best-selling books. But our history is written on paper and we face an ever-growing urgency to preserve paper-based artefacts before they are lost forever.

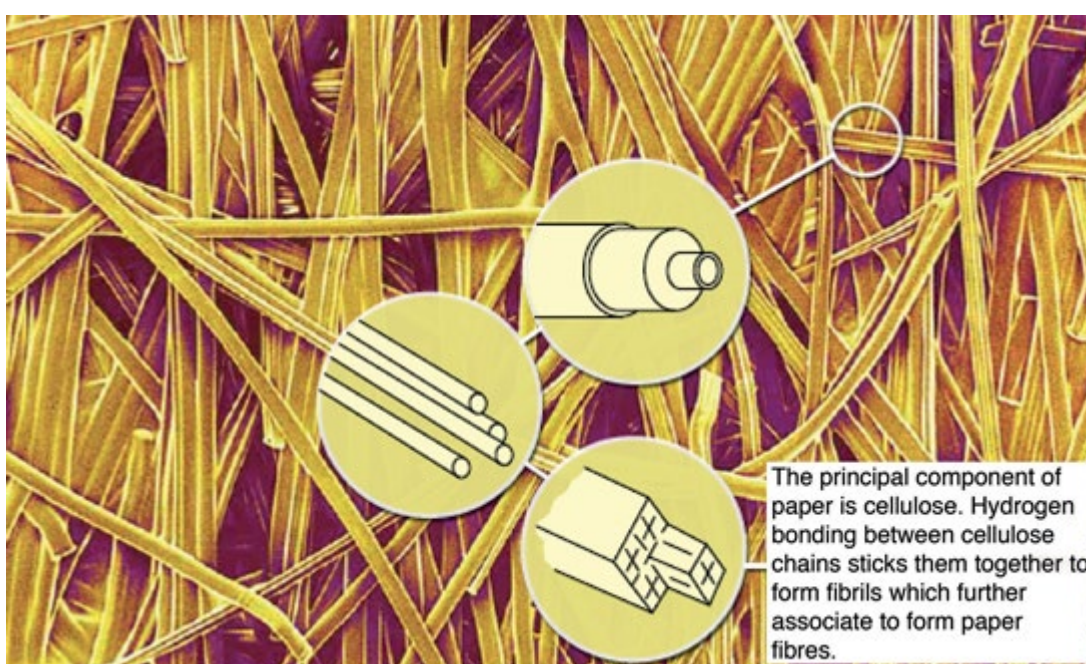


Fig. 1

About one third of the paper items in large libraries are too brittle to handle, with another third in need of attention over the coming century. Chemistry is at the heart of paper conservation, but as a science, paper conservation is a relatively new field. As educators we must include paper chemistry and conservation in our curricula to encourage future generations of chemists to take up the challenge.

What is paper?

The principal component of paper is cellulose, which is effectively a polymer of β -D-glucose. Hydrogen bonding between cellulose chains sticks them together to form fibrils, which further associate to form fibres, the basis of the structure of paper. Raw cellulose fibres are extracted from plant sources and suspended in baths of water. Pulling an appropriately sized mesh through the suspension forms a mat of interwoven cellulose fibres as the water drains away. The remaining water is removed through drying and pressing, which bonds the fibres together into a sheet.

Laboratory filter paper consists of almost pure cellulose, but anyone who has ever tried writing on it will know how poor it is for this purpose, and how weak it is when wet. Additives are therefore included

to strengthen the interaction between the fibres. Traditional additives include gelatine and aluminium sulfate, which strengthen the paper and prevent ink from running.

Paper in Europe was originally made from cellulose sourced from linen and cotton rags. This made strong paper structures, owing to the long cellulose chains. The degree of polymerisation – a measure of the average number of glucose molecules in a polymer chain – is high for papers made from linen (3500) and cotton (1000–3000), and this means the chains are tightly bound into the fibrils and fibres by extensive hydrogen bonding.

However, following the invention of the printing press and the enormous surge in demand for paper in the nineteenth century, most paper in our hands today is made from cellulose extracted from wood pulp. Cotton and linen sourced cellulose are now usually reserved for special purposes such as banknotes and artists' materials. While wood is a much more readily available source, the resulting paper has shorter cellulose chains (with a degree of polymerisation around 600–1000) and a weaker structure.

Wood also contains a variety of other carbohydrates and lignin. Lignin is a three-dimensional polymeric material that gives woody plants their physical strength. However, it reduces the strength of paper by interfering with the way the cellulose fibres assemble. For low value paper items, such as newspapers, cheap books and ephemera (material produced for one-off use but now of historical importance), the wood pulps would only be minimally purified to remove lignin. This means they are often the most fragile and rapidly deteriorating materials.

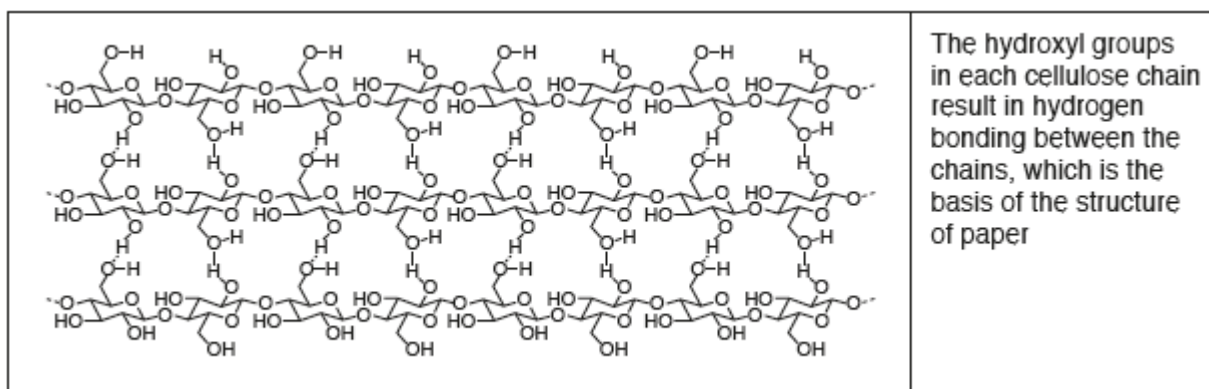
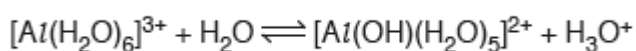


Fig. 2

Acid attack

There are two principal chemical degradation pathways of paper: acid-catalysed hydrolysis and oxidation. The pH of 1 g of a piece of paper in 50 cm³ of water gives a measure of its acidity. Early work on paper conservation chemistry found that old paper that was alkaline was much stronger than acidic paper.

Paper can become acidic either by absorbing pollutants such as sulfur dioxide and nitrogen oxides, or during manufacture. Traditionally, aluminium sulfate (or 'papermaker's alum') was added to harden, or 'size', the paper. While this gave initial strength, it was also a source of acidity with the aluminium ions undergoing hydrolysis as shown below:



Most paper made in the century from 1850 is acidic due to manufacturing additives.

The β -acetal oxygen bridge joining the glucose molecules of cellulose together is susceptible to acid hydrolysis. This breaks the chains and weakens the fibres. Paper that decomposes this way becomes hard and brittle, and disintegrates easily.

Oxidation, usually initiated by light, discolours the paper. Both cellulose (and its derivatives) and lignin within the paper can be oxidised. In cellulose, oxidising the hydroxyl groups to aldehydes, ketones and carboxylic acids leads to discolouration. But it is lignin that is the main cause of photo-yellowing of paper. It contains several chromophores with conjugated aromatic rings and carbonyl groups that absorb in the near UV spectrum (300–400 nm). When these chromophores absorb light they can decompose into yellow coloured ketones and quinones, turning the paper yellow. Since these molecules themselves absorb visible light, they act as secondary chromophores and can react further, exacerbating the yellowing and degradation processes.

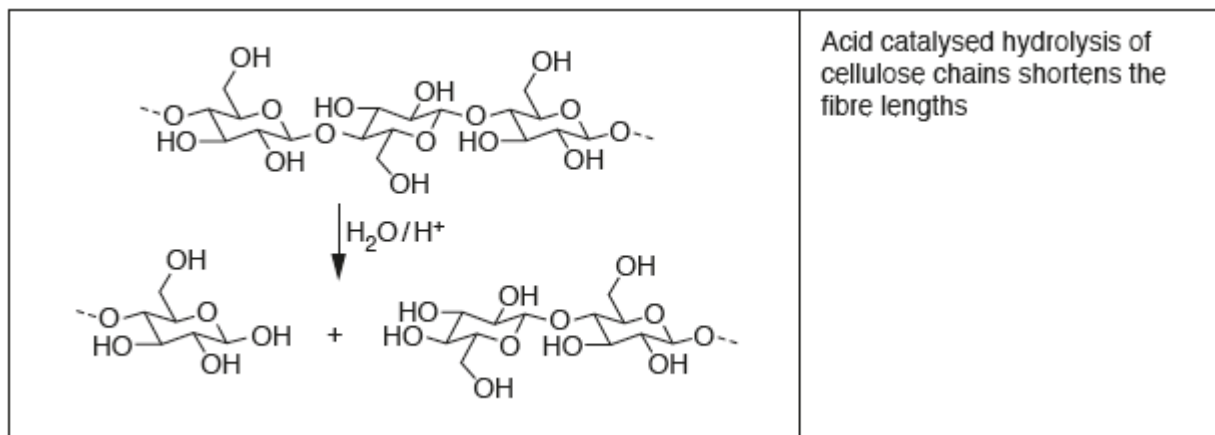


Fig. 3

Paper preservation

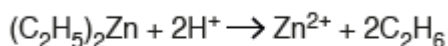
Understanding the degradation pathways reveals preservation methods. From an elementary chemical point of view, if acid is causing decomposition, the solution is to deacidify it. This involves washing paper in a bath of mild alkali such as calcium hydroxide, calcium hydrogen carbonate or magnesium hydrogen carbonate. The benefit is two-fold. Firstly, soaking up water into the cellulose and then drying it re-forms the hydrogen bonds between the fibres, which can restore some of the paper's strength. Secondly, the acid in the paper is neutralised, and reserves of the alkali remain, ready to act against future acidification. Of course this is a process with which conservators need to take great care. Paper may simply disintegrate, or its contents may be removed when added to water. Fragile materials often need to be mounted on mesh for the alkaline wash. However, despite the risks, this method is the mainstay of the conservation of paper that is degrading due to acid.

Mountains of paperwork

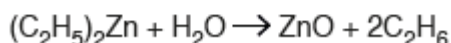
One of the significant challenges to libraries is that they have very large volumes of material. This is especially true for copyright libraries like the British Library, which has over 57 million items. The largest library in the world, the US Library of Congress, has over 150 million items – including a staggering 66 million manuscripts. Alkaline washing is effective, but time-consuming and labour intensive. The challenge in an environment with limited funding is to find ways to deacidify such massive stocks.

The goal of mass deacidification is the same: restore the pH of the paper to a neutral range (6.5–8) and leave an alkaline reserve to act against future acidification. One method examined by the US Library of Congress was using diethylzinc gas to neutralise the acid and leave an alkaline deposit of zinc oxide. While this appeared to be perfect as it involved no solvent and worked well in principle, it was abandoned owing to the pyrophoric nature of diethylzinc and the cost of establishing a plant.

Acid neutralisation



Formation of ZnO deposits



Conservation science is understandably a conservative area that is slow to change, given the nature of the materials involved. One area of current research showing promise is using dispersions of metal hydroxide nanoparticles to neutralise acidity. There are existing commercial products that use microparticles – such as one called Bookkeeper that contains microscopic MgO particles, which form alkaline $\text{Mg}(\text{OH})_2$ on application. However, nanoparticles of calcium and magnesium hydroxide can penetrate the paper structure more easily, resulting in more complete deacidification.

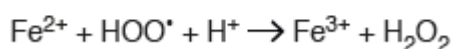
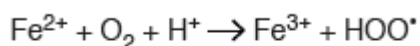
While the deacidification washes may also remove some yellowing, more persistent discolouring can be removed by bleaching. The most common reagent is hydrogen peroxide (0.5–3%), since hypochlorites can damage the cellulose fibres. The active bleaching agent is probably the peroxide anion, ^-OOH , which is formed by dissociation of peroxide in water:



This reaction only produces an appreciable amount of peroxide anion in the pH range of 8–10, and, while slow, is considered among the most effective bleaching strategies.

More than blank pages

Of course, very little paper is blank, and if it was, it wouldn't be of historic interest. While treating paper, conservators need to consider that inks and pigments themselves can degrade paper. Iron gall ink was popular for several centuries until the mid-nineteenth century, so no one considering paper conservation should ignore its effect on paper structure. This ink was formed by reacting gallic acid (derived from tannins extracted from gall-nuts) with iron(II) sulfate. The presence of excess Fe(II) ions can catalyse the oxidation of cellulose through the production of hydrogen peroxide according to the Fenton mechanism:



This can lead to significant destruction of the paper along the lines of the ink, so much so that the paper can fall out of the structure leaving a lace-like pattern. This decomposition can be stopped by introducing chelating agents to complex the Fe(II) in the ink. The paper is washed in a solution of calcium phytate, which chelates any iron(II) present, blocking the Fenton pathway.




Fig. 4

A call to arms

The challenge of mass deacidification is still unaddressed, and with institutions such as the British Library committing to conservation research, there is a role and responsibility for chemists of this generation and the next to help find a solution.

Q5b(ii)

General Information

Molar gas volume = $24.0 \text{ dm}^3 \text{ mol}^{-1}$ at RTP

Avogadro constant, $N_A = 6.02 \times 10^{23} \text{ mol}^{-1}$

Specific heat capacity of water, $c = 4.18 \text{ J g}^{-1} \text{ K}^{-1}$

Planck constant, $h = 6.63 \times 10^{-34} \text{ J Hz}^{-1}$

Speed of light in a vacuum, $c = 3.00 \times 10^8 \text{ m s}^{-1}$

Ionic product of water, $K_w = 1.00 \times 10^{-14} \text{ mol}^2 \text{ dm}^{-6}$ at 298 K

1 tonne = 10^6 g

Arrhenius equation: $k = Ae^{-E_a/RT}$ or $\ln k = -E_a/RT + \ln A$

Gas constant, $R = 8.314 \text{ J mol}^{-1} \text{ K}^{-1}$

OCR

Oxford Cambridge and RSA

Copyright Information

OCR is committed to seeking permission to reproduce all third-party content that it uses in its assessment materials. OCR has attempted to identify and contact all copyright holders whose work is used in this paper. To avoid the issue of disclosure of answer-related information to candidates, all copyright acknowledgements are reproduced in the OCR Copyright Acknowledgements Booklet. This is produced for each series of examinations and is freely available to download from our public website (www.ocr.org.uk) after the live examination series.

If OCR has unwittingly failed to correctly acknowledge or clear any third-party content in this assessment material, OCR will be happy to correct its mistake at the earliest possible opportunity.

For queries or further information please contact The OCR Copyright Team, The Triangle Building, Shaftesbury Road, Cambridge CB2 8EA.

OCR is part of the Cambridge Assessment Group; Cambridge Assessment is the brand name of University of Cambridge Local Examinations Syndicate (UCLES), which is itself a department of the University of Cambridge